


Central frequency - 1338 MHz

Passband - 22 MHz

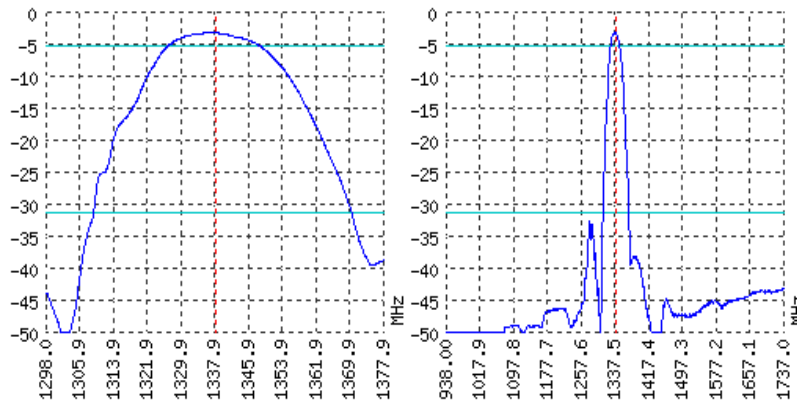
Complies with Directive 2002/95/EC (RoHS)

Looking for information on other SAW devices at: <http://aec-pro.com/filters.php>

Designed by: Ltd. AEC Design

Mass production: Ltd. AEC

TYPICAL PERFORMANCE



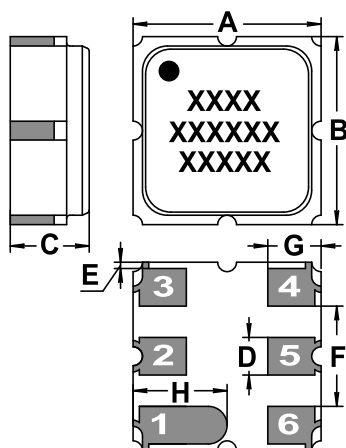
SPECIFICATIONS

| Parameter | Unit | Minimum | Typical | Maximum |
|-----------------------|------|---------|----------------------|---------|
| Central frequency | MHz | 1337 | 1338 | 1339 |
| Insertion loss | dB | - | 2.8 | 3.5 |
| Bandwidth at -2 дБ | MHz | 21 | 22 | 23 |
| Bandwidth at -28 дБ | MHz | - | 62 | 63 |
| Amplitude ripple | dB | - | 0.6 | 1.5 |
| Group Delay Ripple | ns | - | - | - |
| Ultimate rejection | dB | - | 40 | - |
| Operating temperature | °C | -55 | 22 | +85 |
| Substrate | - | - | Lithium tantalate 36 | - |

Notes:

- The design, manufacturing process, and specifications of this filter are subject to change.
- Specification valid for measurements in AEC test fixture.

CASE DCC 6


<http://aec-pro.com/cases.php>


| DIMENSIONS (mm) | |
|-----------------|------|
| A | 3 |
| B | 3 |
| C | 1.26 |
| D | 0.6 |
| E | 0.1 |
| F | 1.6 |
| G | 0.85 |
| H | 1.5 |

MATCHING



| Input 50 Om | | Output 50 Om | |
|-------------|---|--------------|---|
| L1, nH | - | L2, nH | - |
| C1, pF | - | C2, pF | - |

Signal input: 2
Signal output: 5
Ground: other pin

*Matching condition depends on PCB layout.

Recommendations:

- See the relevant ЦПАП for maximum permissible input signal power in the bandwidth.
- Input signal amplitude in the stop band is limited to 5 V.
- DC voltage at the input (output) of the filter should not exceed 10 V.
- It is recommended to include the coupling capacitor between the device and the generator (load).
- SAW filters are sensitive to static electricity, therefore corresponding precautions should be taken while working with them.
- Do not expose the device to frequency vibrations more than 5 kHz. Do not use ultrasonic cleaners.

Design and production SAW filters, resonators, delay lines, sensors.



Ltd. AEC Mass production. Acceptance - QCID.
aec@aec-pro.com | tel./fax (812)252-93-70



Ltd. AEC Design Design and production. Military acceptance.
admin@aec-design.com | tel.(812)377-04-26 | fax.(812)364-60-69