


Central frequency - 750 MHz

Passband - 8.9 MHz

Complies with Directive 2002/95/EC (RoHS)

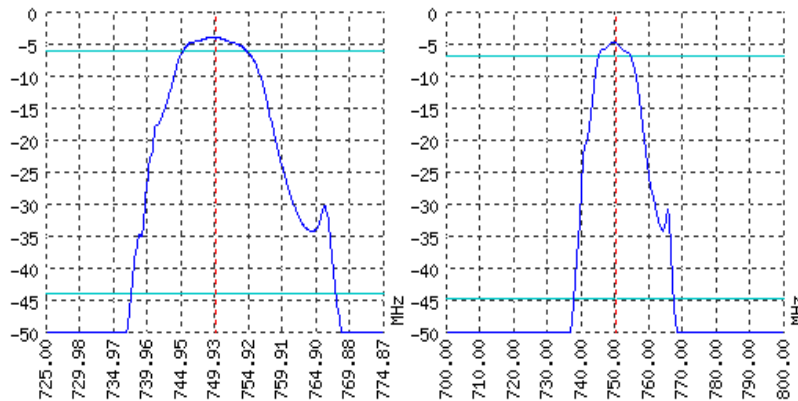


Looking for information on other SAW devices at: <http://aec-pro.com/filters.php>

Designed by: Ltd. AEC Design

Mass production: Ltd. AEC

TYPICAL PERFORMANCE



SPECIFICATIONS

| Parameter | Unit | Low frequency | Typical | Upper frequency |
|----------------------------|------|-----------------|----------------------|-----------------|
| Central frequency | MHz | - | 750 | - |
| Insertion loss | dB | - | Not more 5 | - |
| Bandwidth edge -2dB level | MHz | Not more 745.95 | - | Not less 754.05 |
| Bandwidth edge -40dB level | MHz | Not less 735 | - | Not more 771 |
| Amplitude ripple | dB | - | Not more 2 | - |
| Group Delay Ripple | ns | - | - | - |
| Ultimate rejection | dB | - | 40 | - |
| Operating temperature | °C | -55 | 22 | +85 |
| Substrate | - | - | Lithium tantalate 36 | - |

Notes:

- For information. Order a ЦПАР.433561.75 TY for a complete and updated data.
- Specification valid for measurements in AEC test fixture.

CASE QCC 10-1

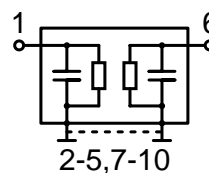
MATCHING



<http://aec-pro.com/cases.php>



| DIMENSIONS (mm) | |
|-----------------|------|
| A | 9.1 |
| B | 7.1 |
| C | 1.61 |
| D | 2.54 |
| E | 5.08 |
| F | 0.8 |
| G | 1.2 |
| H | 0.2 |
| J | 1.1 |



| Input 50 Ohm | Output 50 Ohm |
|--------------|---------------|
| L1, nH | L2, nH |
| C1, pF | C2, pF |

Signal input: 1
Signal output: 6
Ground: other pin

*Matching condition depends on PCB layout.

Recommendations:

- See the relevant ЦПАР for maximum permissible input signal power in the bandwidth.
- Input signal amplitude in the stop band is limited to 5 V.
- DC voltage at the input (output) of the filter should not exceed 10 V.
- It is recommended to include the coupling capacitor between the device and the generator (load).
- SAW filters are sensitive to static electricity, therefore corresponding precautions should be taken while working with them.
- Do not expose the device to frequency vibrations more than 5 kHz. Do not use ultrasonic cleaners.

Design and production SAW filters, resonators, delay lines, sensors.

AEK Ltd. AEC Mass production. Acceptance - QCID.
aec@aec-pro.com | tel./fax (812)252-93-70

AEC Ltd. AEC Design Design and production. Military acceptance.
admin@aec-design.com | tel.(812)377-04-26 | fax.(812)364-60-69