


Central frequency - 461.5 MHz

Passband - 7.5 MHz

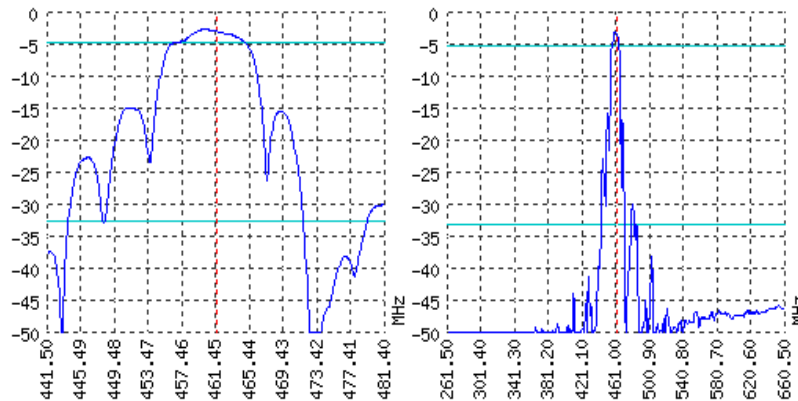
Complies with Directive 2002/95/EC (RoHS)

Looking for information on other SAW devices at: <http://aec-pro.com/filters.php>

Designed by: Ltd. AEC Design

Mass production: Ltd. AEC

TYPICAL PERFORMANCE



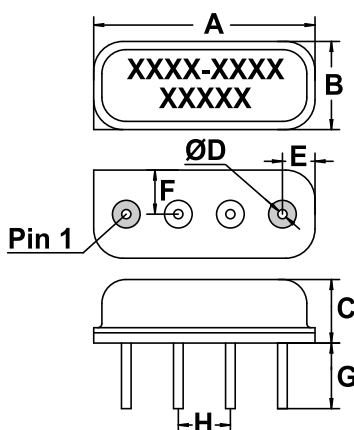
SPECIFICATIONS

Parameter	Unit	Minimum	Typical	Maximum
Central frequency	MHz	460	461.5	463
Insertion loss	dB	2.6	3	3.5
Bandwidth at -2 дБ	MHz	6.5	7.5	-
Bandwidth at -30 дБ	MHz	-	40	-
Amplitude ripple	dB	-	1.2	1.9
Group Delay Ripple	ns	-	-	-
Ultimate rejection	dB	-	40	-
Operating temperature	°C	-55	22	+85
Substrate	-	-	Lithium niobate 128	-

Notes:

- The design, manufacturing process, and specifications of this filter are subject to change.
- Specification valid for measurements in AEC test fixture.

CASE SIP4M


<http://aec-pro.com/cases.php>


DIMENSIONS (mm)	
A	10.8
B	4.3
C	3.3
D	0.45
E	1.59
F	2.15
G	3.2
H	2.54

MATCHING



Input 50 Om		Output 50 Om	
L1, nH	-	L2, nH	-
C1, pF	-	C2, pF	-

Signal input: 1
Signal output: 4
Ground: other pin

*Matching condition depends on PCB layout.

Recommendations:

- See the relevant ЦПАП for maximum permissible input signal power in the bandwidth.
- Input signal amplitude in the stop band is limited to 5 V.
- DC voltage at the input (output) of the filter should not exceed 10 V.
- It is recommended to include the coupling capacitor between the device and the generator (load).
- SAW filters are sensitive to static electricity, therefore corresponding precautions should be taken while working with them.
- Do not expose the device to frequency vibrations more than 5 kHz. Do not use ultrasonic cleaners.

Design and production SAW filters, resonators, delay lines, sensors.



Ltd. AEC Mass production. Acceptance - QCID.
aec@aec-pro.com | tel./fax (812)252-93-70



Ltd. AEC Design Design and production. Military acceptance.
admin@aec-design.com | tel.(812)377-04-26 | fax.(812)364-60-69